



GENERAL PRACTICE ALERT STATE SITREP | 22.12.2023

LANCASHIRE & CUMBRIA DATA

GPAS STATUS

OPEL CONVERSION

CLINICAL ACTIVITY

RETURN RATE

AMBER

2

26/1000

49%

IMPORTANT FIGURES

596,113

MIN NUMBER OF PATIENTS COVERED BY AMBER + PRACTICES (1)

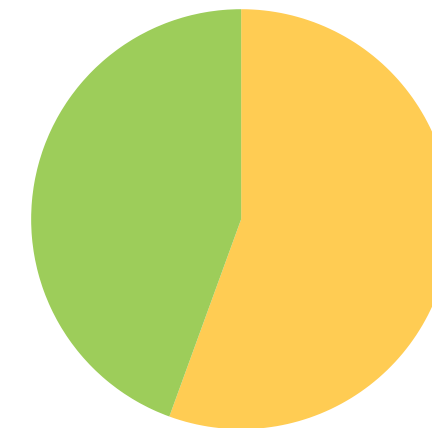
296,442

INDICATIVE NUMBER OF PATIENT CONTACTS IN GENERAL PRACTICE THIS WEEK (2)

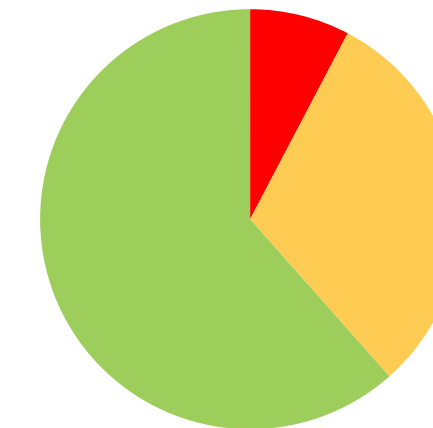
LOCALITY DATA

	GPAS STATUS	OPEL STATUS	CLINICAL ACTIVITY	RETURN RATES
Blackpool		3	22/1000	56%
Fylde & Wyre		2	28/1000	72%
Morecambe Bay	Insufficient responses			
West Lancs		2	21/1000	47%
Greater Preston		3	32/1000	59%
Chorley & S. Ribble		3	22/1000	42%
East Lancs		2	21/1000	49%
Blackburn W/Darwen		2	28/1000	41%
North Cumbria		3	32/1000	47%


Blackpool



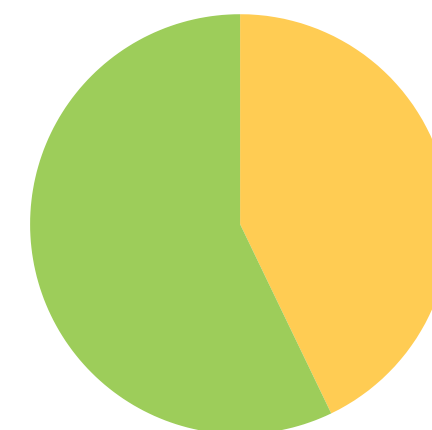
Fylde & Wyre



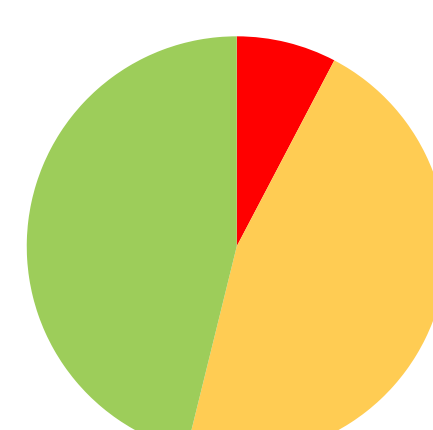
Morecambe Bay



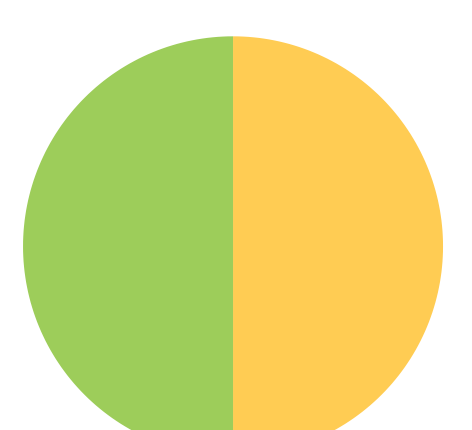
West Lancs



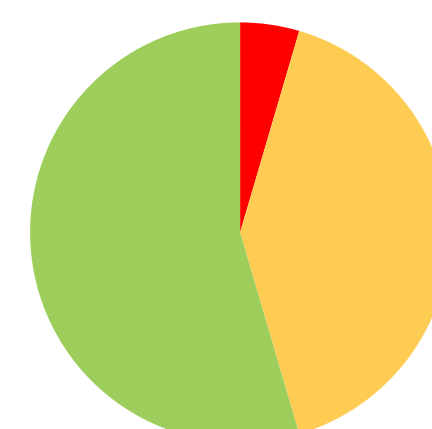
Greater Preston



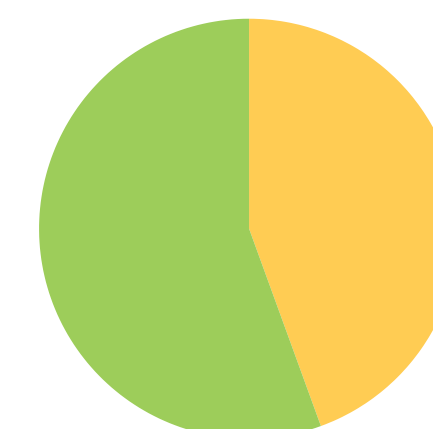
Chorley & S. Ribble



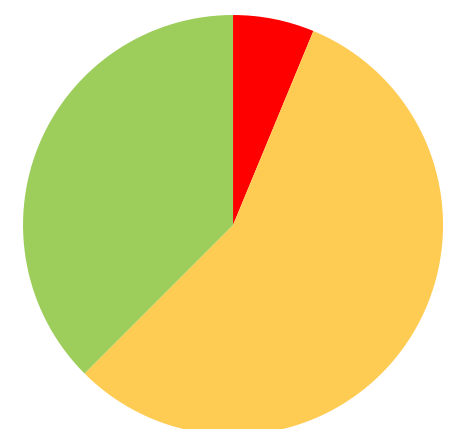
East Lancs



Blackburn W/Darwen



North Cumbria



A SELECTION OF THIS WEEK'S PRACTICE COMMENTS

We had a very busy day. Duty doctor had 23 extra phone calls, 13 home visits, we had one clinician off sick, 3 care navigators off sick and we answered 443 calls.

Working at capacity. Signposting to NHS 111/ Urgent care once safe capacity reached. Increasing staff sickness and 2 resignations recently.

GPAS CHANGE SINCE LAST SITREP

	Last Week	This Week	Trend	Note
Blackpool			→	
Fylde & Wyre			→	
Morecambe Bay		Insufficient responses		
West Lancs			→	
Greater Preston			↑	OPEL 2 to OPEL 3
Chorley & S. Ribble			↑	OPEL 2 to OPEL 3
East Lancs			→	
Blackburn W/Darwen			↓	OPEL 3 to OPEL 2
North Cumbria			→	

A QUICK GUIDE TO THE GPAS STATES

	BLACK	Practice will fail within one month. Urgent system intervention required.
	RED	Sustainable in the short term. Needs system support.
	AMBER	Sustainable in the medium term (6 months max). Probably needs system support.
	GREEN	Fully Sustainable.

LMC NOTE:

Under half of Practices have submitted data this week. We urge Practices that have not sent us their data to please complete the form each week to help us understand the pressures in General Practice so that we can present this to the wider system.

Please note we will not be collecting GPAS data for the next two weeks.

(1) This figure is accurate and is the sum of the list sizes submitting from those Practices registering as amber, Red and Black
 (2) This figure is approximate and calculated by using the clinical activity figure for Lancashire & Cumbria multiplied by 5